

# Southwest Moulding Co. Co.



*Stile and Rail Doors*





*Southwest Moulding carries in-stock a wide selection of styles and sizes in both Vertical Grain Pine, Knotty Alder, Fir, and Sustainable Designed Fiberboard stile and rail doors.*



### *Vertical Grain Pine*

Our Vertical Grain Pine door is loaded with features, advantages and benefits that make it the best pine door available in the industry. With a selection that includes; paneled doors, lited doors, bifolds and louvered doors we've got you covered on all applications.



### *Knotty Alder*

Our Knotty Alder door is a perfect combination of beauty and quality unmatched in the market by any other door. Our selection includes; paneled doors, lited doors, open rim and a large selection of accessories to design your own unique look.



### *Fir*

Our Fir door is manufactured with unsurpassed craftsmanship by Rogue Valley Door Co. With the industry's best warranty, thickest veneer options and the finest grade materials harvested for door construction there simply is no better door available on the market. Our selection includes; paneled doors, lited doors in divided and one light - LowE and single glazed.



### *SDF*

Doors are a major design element of a home, and they must be aesthetically pleasing as well as functional and efficient. With this in mind, Rogue Valley Door and Southwest Moulding are proud to introduce a new line of beautiful, highly functional and highly efficient doors made of Sustainable Designed Fiberboard (SDF). These doors feature the newest medium density fiberboard offering manufacturers, designers, specifiers and home owners an affordable door engineered for the planet.



# *Interior Pine Doors*



***FSC Certified components***

***Top and bottom end sealed***

***True high quality vertical grain***  
delivers best appearance & performance

***Full 3/4" thick panels***  
offers a deeper perception on panel detail  
and the ability to v-groove

***Patented panel design***  
Eliminates panel movement and shifting

***Extended edge banding***  
Improved trimming options

***Polyolefin wrap***  
Eliminates crease lines on face of door

***Widest selection of styles and  
sizes in the industry***

***Industry best - 5 year warranty***



# Bifold Doors

*Paneled & Louvered  
Vertical Grain Pine  
Raw*



D-2068BF730P	2068 LVR/LVR VG PINE BIFOLD
D-2468BF730P	2468 LVR/LVR VG PINE BIFOLD
D-2668BF730P	2668 LVR/LVR VG PINE BIFOLD
D-2868BF730P	2868 LVR/LVR VG PINE BIFOLD
D-3068BF730P	3068 LVR/LVR VG PINE BIFOLD
D-4068BF730P	4068 LVR/LVR VG PINE BIFOLD
D-5068BF730P	5068 LVR/LVR VG PINE BIFOLD
D-6068BF730P	6068 LVR/LVR VG PINE BIFOLD

D-2068BF732P	2068 LVR/PNL VG PINE BIFOLD
D-2468BF732P	2468 LVR/PNL VG PINE BIFOLD
D-2668BF732P	2668 LVR/PNL VG PINE BIFOLD
D-2868BF732P	2868 LVR/PNL VG PINE BIFOLD
D-3068BF732P	3068 LVR/PNL VG PINE BIFOLD
D-4068BF732P	4068 LVR/PNL VG PINE BIFOLD
D-5068BF732P	5068 LVR/PNL VG PINE BIFOLD
D-6068BF732P	6068 LVR/PNL VG PINE BIFOLD



# Lowered / Paneled Doors


**Paneled & Louvered  
Vertical Grain Pine  
Raw & Primed**



D-1068138730P	1068.138	LVR/LVR VG PINE DR
D-1368138730P	1368.138	LVR/LVR VG PINE DR
D-1468138730P	1468.138	LVR/LVR VG PINE DR
D-1668138730P	1668.138	LVR/LVR VG PINE DR
D-1868138730P	1868.138	LVR/LVR VG PINE DR
D-2068138730P	2068.138	LVR/LVR VG PINE DR
D-2468138730P	2468.138	LVR/LVR VG PINE DR
D-2668138730P	2668.138	LVR/LVR VG PINE DR
D-2868138730P	2868.138	LVR/LVR VG PINE DR
D-3068138730P	3068.138	LVR/LVR VG PINE DR

D-1068138732P	1068.138	LVR/PNL VG PINE DR
D-1368138732P	1368.138	LVR/PNL VG PINE DR
D-1468138732P	1468.138	LVR/PNL VG PINE DR
D-1668138732P	1668.138	LVR/PNL VG PINE DR
D-2068138732P	2068.138	LVR/PNL VG PINE DR
D-2468138732P	2468.138	LVR/PNL VG PINE DR
D-2668138732P	2668.138	LVR/PNL VG PINE DR
D-2868138732P	2868.138	LVR/PNL VG PINE DR
D-3068138732P	3068.138	LVR/PNL VG PINE DR

D-1668138730PR	1668.138	LVR/LVR PLANTATION PRIMED
D-2068138730PR	2068.138	LVR/LVR PLANTATION PRIMED
D-2468138730PR	2468.138	LVR/LVR PLANTATION PRIMED
D-2668138730PR	2668.138	LVR/LVR PLANTATION PRIMED
D-2868138730PR	2868.138	LVR/LVR PLANTATION PRIMED
D-3068138730PR	3068.138	LVR/LVR PLANTATION PRIMED






# 3 & 6 Panel Doors

*Raised Panel  
Vertical Grain Pine  
Raw*



D-10681383PP	1068.138.3PNL DH VERT GRAIN PINE
D-12681383PP	1268.138.3PNL DH VERT GRAIN PINE
D-13681383PP	1368.138.3PNL DH VERT GRAIN PINE
D-14681383PP	1468.138.3PNL DH VERT GRAIN PINE
D-16681383PP	1668.138.3PNL DH VERT GRAIN PINE
D-18681383PP	1868.138.3PNL DH VERT GRAIN PINE
D-20681386PP	2068.138.6PNL DH VERT GRAIN PINE
D-24681386PP	2468.138.6PNL DH VERT GRAIN PINE
D-26681386PP	2668.138.6PNL DH VERT GRAIN PINE
D-28681386PP	2868.138.6PNL DH VERT GRAIN PINE
D-30681386PP	3068.138.6PNL DH VERT GRAIN PINE
<b>D-28681346PP</b>	<b>2868.134.6PNL DH VERT GRAIN PINE</b>
<b>D-30681346PP</b>	<b>3068.134.6PNL DH VERT GRAIN PINE</b>

D-10801383PP	1080.138.3PNL DH VERT GRAIN PINE
D-12801383PP	1280.138.3PNL DH VERT GRAIN PINE
D-13801383PP	1380.138.3PNL DH VERT GRAIN PINE
D-14801383PP	1480.138.3PNL DH VERT GRAIN PINE
D-16801383PP	1680.138.3PNL DH VERT GRAIN PINE
D-18801383PP	1880.138.3PNL DH VERT GRAIN PINE
D-20801386PP	2080.138.6PNL DH VERT GRAIN PINE
D-24801386PP	2480.138.6PNL DH VERT GRAIN PINE
D-26801386PP	2680.138.6PNL DH VERT GRAIN PINE
D-28801386PP	2880.138.6PNL DH VERT GRAIN PINE
D-30801386PP	3080.138.6PNL DH VERT GRAIN PINE
<b>D-28801346PP</b>	<b>2880.134.6PNL DH VERT GRAIN PINE</b>
<b>D-30801346PP</b>	<b>3080.134.6PNL DH VERT GRAIN PINE</b>





# *4 Panel Doors*


*Raised Panel  
Vertical Grain Pine  
Raw*



D-10681382PSTP	1068.138.2PNL DH VERT GRAIN PINE
D-12681382PSTP	1268.138.2PNL DH VERT GRAIN PINE
D-13681382PSTP	1368.138.2PNL DH VERT GRAIN PINE
D-14681382PSTP	1468.138.2PNL DH VERT GRAIN PINE
D-16681382PSTP	1668.138.2PNL DH VERT GRAIN PINE
D-18681382PSTP	1868.138.2PNL DH VERT GRAIN PINE

D-20681384PSTP	2068.138.4PNL DH VERT GRAIN PINE
D-24681384PSTP	2468.138.4PNL DH VERT GRAIN PINE
D-26681384PSTP	2668.138.4PNL DH VERT GRAIN PINE
D-28681384PSTP	2868.138.4PNL DH VERT GRAIN PINE
D-30681384PSTP	3068.138.4PNL DH VERT GRAIN PINE

D-10801382PSTP	1080.138.2PNL DH VERT GRAIN PINE
D-12801382PSTP	1280.138.2PNL DH VERT GRAIN PINE
D-13801382PSTP	1380.138.2PNL DH VERT GRAIN PINE
D-14801382PSTP	1480.138.2PNL DH VERT GRAIN PINE
D-16801382PSTP	1680.138.2PNL DH VERT GRAIN PINE
D-18801382PSTP	1880.138.2PNL DH VERT GRAIN PINE
D-20801384PSTP	2080.138.4PNL DH VERT GRAIN PINE
D-24801384PSTP	2480.138.4PNL DH VERT GRAIN PINE
D-26801384PSTP	2680.138.4PNL DH VERT GRAIN PINE
D-28801384PSTP	2880.138.4PNL DH VERT GRAIN PINE
D-30801384PSTP	3080.138.4PNL DH VERT GRAIN PINE
<b>D-28681344PSTP</b>	<b>2868.134.4PNL DH VERT GRAIN PINE</b>
<b>D-30681344PSTP</b>	<b>3068.134.4PNL DH VERT GRAIN PINE</b>
<b>D-28801344PSTP</b>	<b>2880.134.4PNL DH VERT GRAIN PINE</b>
<b>D-30801344PSTP</b>	<b>3080.134.4PNL DH VERT GRAIN PINE</b>



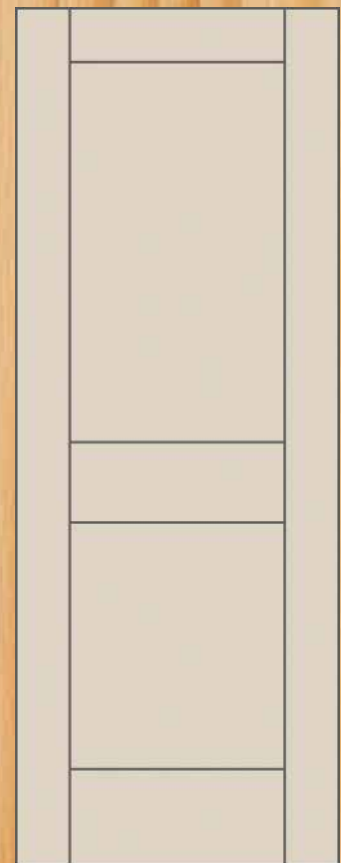
# 2 Panel Shaker Style Doors

*Flat Panel  
Vertical Grain Pine  
Raw*



D-10681382PFP 2PNL FLAT SQ STICKING VERT GRAIN PINE  
D-12681382PFP 2PNL FLAT SQ STICKING VERT GRAIN PINE  
D-13681382PFP 2PNL FLAT SQ STICKING VERT GRAIN PINE  
D-14681382PFP 2PNL FLAT SQ STICKING VERT GRAIN PINE  
D-16681382PFP 2PNL FLAT SQ STICKING VERT GRAIN PINE  
D-18681382PFP 2PNL FLAT SQ STICKING VERT GRAIN PINE  
D-20681382PFP 2PNL FLAT SQ STICKING VERT GRAIN PINE  
D-24681382PFP 2PNL FLAT SQ STICKING VERT GRAIN PINE  
D-26681382PFP 2PNL FLAT SQ STICKING VERT GRAIN PINE  
D-28681382PFP 2PNL FLAT SQ STICKING VERT GRAIN PINE  
D-30681382PFP 2PNL FLAT SQ STICKING VERT GRAIN PINE  
**D-28681342PFP 2PNL FLAT SQ STICKING VERT GRAIN PINE**  
**D-30681342PFP 2PNL FLAT SQ STICKING VERT GRAIN PINE**

D-16801382PFP 2 PNL FLAT SQ STICKING VERT GRAIN PINE  
D-20801382PFP 2 PNL FLAT SQ STICKING VERT GRAIN PINE  
D-24801382PFP 2 PNL FLAT SQ STICKING VERT GRAIN PINE  
D-26801382PFP 2 PNL FLAT SQ STICKING VERT GRAIN PINE  
D-28801382PFP 2 PNL FLAT SQ STICKING VERT GRAIN PINE  
D-30801382PFP 2 PNL FLAT SQ STICKING VERT GRAIN PINE  
**D-28801342PFP 2 PNL FLAT SQ STICKING VERT GRAIN PINE**  
**D-30801342PFP 2 PNL FLAT SQ STICKING VERT GRAIN PINE**





# 2 Panel Arch Top Doors

*Raised Panel  
Vertical Grain Pine  
Arched Top  
Raw*

*\*Also available with V-Groove option.*



D-10681382PATP	1068.138.2PNL DH AT VERT GRAIN PINE
D-12681382PATP	1268.138.2PNL DH AT VERT GRAIN PINE
D-13681382PATP	1368.138.2PNL DH AT VERT GRAIN PINE
D-14681382PATP	1468.138.2PNL DH AT VERT GRAIN PINE
D-16681382PATP	1668.138.2PNL DH AT VERT GRAIN PINE
D-18681382PATP	1868.138.2PNL DH AT VERT GRAIN PINE
D-20681382PATP	2068.138.2PNL DH AT VERT GRAIN PINE
D-24681382PATP	2468.138.2PNL DH AT VERT GRAIN PINE
D-26681382PATP	2668.138.2PNL DH AT VERT GRAIN PINE
D-28681382PATP	2868.138.2PNL DH AT VERT GRAIN PINE
D-30681382PATP	3068.138.2PNL DH AT VERT GRAIN PINE

D-10801382PATP	1080.138.2PNL DH AT VERT GRAIN PINE
D-12801382PATP	1280.138.2PNL DH AT VERT GRAIN PINE
D-13801382PATP	1380.138.2PNL DH AT VERT GRAIN PINE
D-14801382PATP	1480.138.2PNL DH AT VERT GRAIN PINE
D-16801382PATP	1680.138.2PNL DH AT VERT GRAIN PINE
D-18801382PATP	1880.138.2PNL DH AT VERT GRAIN PINE
D-20801382PATP	2080.138.2PNL DH AT VERT GRAIN PINE
D-24801382PATP	2480.138.2PNL DH AT VERT GRAIN PINE
D-26801382PATP	2680.138.2PNL DH AT VERT GRAIN PINE
D-28801382PATP	2880.138.2PNL DH AT VERT GRAIN PINE
D-30801382PATP	3080.138.2PNL DH AT VERT GRAIN PINE

<b>D-28681342PATP</b>	<b>2868.134.2PNL DH AT VERT GRAIN PINE</b>
<b>D-30681342PATP</b>	<b>3068.134.2PNL DH AT VERT GRAIN PINE</b>
<b>D-16801342PATP</b>	<b>1680.134.2PNL DH AT VERT GRAIN PINE</b>
<b>D-20801342PATP</b>	<b>2080.134.2PNL DH AT VERT GRAIN PINE</b>
<b>D-24801342PATP</b>	<b>2480.134.2PNL DH AT VERT GRAIN PINE</b>
<b>D-26801342PATP</b>	<b>2680.134.2PNL DH AT VERT GRAIN PINE</b>
<b>D-28801342PATP</b>	<b>2880.134.2PNL DH AT VERT GRAIN PINE</b>
<b>D-30801342PATP</b>	<b>3080.134.2PNL DH AT VERT GRAIN PINE</b>





# 2 Panel Square Top Doors

*Raised Panel  
Vertical Grain Pine  
Square Top  
Raw*



***\*Also available with V-Groove option.***

D-10681382PSTP	1068.138.2PNL DH SQT VERT GRAIN PINE
D-12681382PSTP	1268.138.2PNL DH SQT VERT GRAIN PINE
D-13681382PSTP	1368.138.2PNL DH SQT VERT GRAIN PINE
D-14681382PSTP	1468.138.2PNL DH SQT VERT GRAIN PINE
D-16681382PSTP	1668.138.2PNL DH SQT VERT GRAIN PINE
D-18681382PSTP	1868.138.2PNL DH SQT VERT GRAIN PINE
D-20681382PSTP	2068.138.2PNL DH SQT VERT GRAIN PINE
D-24681382PSTP	2468.138.2PNL DH SQT VERT GRAIN PINE
D-26681382PSTP	2668.138.2PNL DH SQT VERT GRAIN PINE
D-28681382PSTP	2868.138.2PNL DH SQT VERT GRAIN PINE
D-30681382PSTP	3068.138.2PNL DH SQT VERT GRAIN PINE

D-10801382PSTP	1080.138.2PNL DH SQT VERT GRAIN PINE
D-12801382PSTP	1280.138.2PNL DH SQT VERT GRAIN PINE
D-13801382PSTP	1380.138.2PNL DH SQT VERT GRAIN PINE
D-14801382PSTP	1480.138.2PNL DH SQT VERT GRAIN PINE
D-16801382PSTP	1680.138.2PNL DH SQT VERT GRAIN PINE
D-18801382PSTP	1880.138.2PNL DH SQT VERT GRAIN PINE
D-20801382PSTP	2080.138.2PNL DH SQT VERT GRAIN PINE
D-24801382PSTP	2480.138.2PNL DH SQT VERT GRAIN PINE
D-26801382PSTP	2680.138.2PNL DH SQT VERT GRAIN PINE
D-28801382PSTP	2880.138.2PNL DH SQT VERT GRAIN PINE
D-30801382PSTP	3080.138.2PNL DH SQT VERT GRAIN PINE

<b>D-28681342PSTP</b>	<b>2868.134.2PNL DH SQT VERT GRAIN PINE</b>
<b>D-30681342PSTP</b>	<b>3068.134.2PNL DH SQT VERT GRAIN PINE</b>
<b>D-16801342PSTP</b>	<b>1680.134.2PNL DH SQT VERT GRAIN PINE</b>
<b>D-20801342PSTP</b>	<b>2080.134.2PNL DH SQT VERT GRAIN PINE</b>
<b>D-24801342PSTP</b>	<b>2480.134.2PNL DH SQT VERT GRAIN PINE</b>
<b>D-26801342PSTP</b>	<b>2680.134.2PNL DH SQT VERT GRAIN PINE</b>
<b>D-28801342PSTP</b>	<b>2880.134.2PNL DH SQT VERT GRAIN PINE</b>
<b>D-30801342PSTP</b>	<b>3080.134.2PNL DH SQT VERT GRAIN PINE</b>



# True Divided Lite Doors

*True Divided Lite  
Vertical Grain Pine  
Primed  
Raw*




D-10681385LTP	1068.138 5LITE VGRAIN PINE
D-13681385LTP	1368.138 5LITE VGRAIN PINE
D-14681385LTP	1468.138 5LITE VGRAIN PINE
D-16681385LTP	1668.138 5LITE VGRAIN PINE
D-166813810LTP	1668.138 10LITE VGRAIN PINE
D-206813810LTP	2068.138 10LITE VGRAIN PINE
D-246813810LTP	2468.138 10LITE VGRAIN PINE
D-266813815LTP	2668.138 15LITE VGRAIN PINE
D-286813815LTP	2868.138 15LITE VGRAIN PINE
D-306813815LTP	3068.138 15LITE VGRAIN PINE

D-16801386LTP	1680.138 6LITE VGRAIN PINE
D-208013812LTP	2080.138 12LITE VGRAIN PINE
D-248013812LTP	2480.138 12LITE VGRAIN PINE
D-268013818LTP	2680.138 18LITE VGRAIN PINE
D-288013818LTP	2880.138 18LITE VGRAIN PINE
D-308013818LTP	3080.138 18LITE VGRAIN PINE

D-16681385LTPP	1668.138 5LITE PRIMED
D-206813810LTPP	2068.138 10LITE PRIMED
D-246813810LTPP	2468.138 10LITE PRIMED
D-266813815LTPP	2668.138 15LITE PRIMED
D-286813815LTPP	2868.138 15LITE PRIMED
D-306813815LTPP	3068.138 15LITE PRIMED



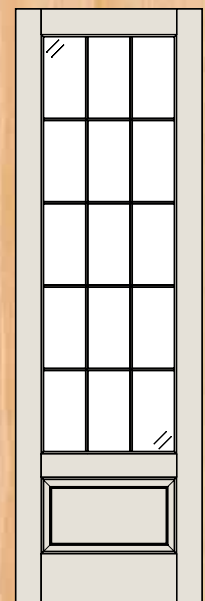
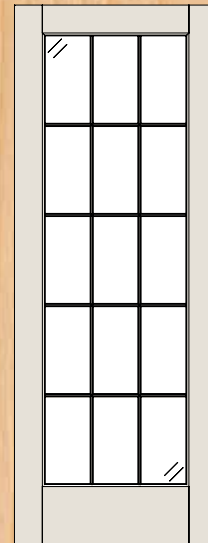







# V-Grove Glass Doors

*Vertical Grain Pine  
Raw*



D-206813810LTVGP	2068.138 10 LITE V-GROOVE PINE
D-246813815LTVGP	2468.138 15 LITE V-GROOVE PINE
D-266813815LTVGP	2668.138 15 LITE V-GROOVE PINE
D-286813815LTVGP	2868.138 15 LITE V-GROOVE PINE
D-306813815LTVGP	3068.138 15 LITE V-GROOVE PINE

D-208013810LTVGP	2080.138 10 LITE V-GROOVE PINE PANEL BOTTOM
D-248013815LTVGP	2480.138 15 LITE V-GROOVE PINE PANEL BOTTOM
D-268013815LTVGP	2680.138 15 LITE V-GROOVE PINE PANEL BOTTOM
D-288013815LTVGP	2880.138 15 LITE V-GROOVE PINE PANEL BOTTOM
D-308013815LTVGP	3080.138 15 LITE V-GROOVE PINE PANEL BOTTOM

# Single Lite Doors

*One Lite  
Clear & Frosted  
Vertical Grain Pine  
Raw*




D-16681381LTPC	1668.138 1LITE VGRAIN PINE
D-20681381LTPC	2068.138 1LITE VGRAIN PINE
D-24681381LTPC	2468.138 1LITE VGRAIN PINE
D-26681381LTPC	2668.138 1LITE VGRAIN PINE
D-28681381LTPC	2868.138 1LITE VGRAIN PINE
D-30681381LTPC	3068.138 1LITE VGRAIN PINE

D-16681381LTPFG	1668.138 1LITE FROST GLASS PINE
D-20681381LTPFG	2068.138 1LITE FROST GLASS PINE
D-24681381LTPFG	2468.138 1LITE FROST GLASS PINE
D-26681381LTPFG	2668.138 1LITE FROST GLASS PINE
D-28681381LTPFG	2868.138 1LITE FROST GLASS PINE
D-30681381LTPFG	3068.138 1LITE FROST GLASS PINE


D-20801381LTPC	2080.138 1LITE VG PINE PANEL BOTTOM
D-24801381LTPC	2480.138 1LITE VG PINE PANEL BOTTOM
D-26801381LTPC	2680.138 1LITE VG PINE PANEL BOTTOM
D-28801381LTPC	2880.138 1LITE VG PINE PANEL BOTTOM
D-30801381LTPC	3080.138 1LITE VG PINE PANEL BOTTOM

D-20801381LTPFG	2080.138 1LITE FROST GLASS PINE PANEL BOTTOM
D-24801381LTPFG	2480.138 1LITE FROST GLASS PINE PANEL BOTTOM
D-26801381LTPFG	2680.138 1LITE FROST GLASS PINE PANEL BOTTOM
D-28801381LTPFG	2880.138 1LITE FROST GLASS PINE PANEL BOTTOM
D-30801381LTPFG	3080.138 1LITE FROST GLASS PINE PANEL BOTTOM



# Open Rim Doors

*Open Rim  
Vertical Grain Pine  
Raw*



D-16681381LTPOP	1668.138 1LITE PINE OPEN
D-20681381LTPOP	2068.138 1LITE PINE OPEN
D-24681381LTPOP	2468.138 1LITE PINE OPEN
D-26681381LTPOP	2668.138 1LITE PINE OPEN
D-28681381LTPOP	2868.138 1LITE PINE OPEN
D-30681381LTPOP	3068.138 1LITE PINE OPEN

D-16801381LTPOP	1680.138 1LITE PINE OPEN PANEL BOTTOM
D-20801381LTPOP	2080.138 1LITE PINE OPEN PANEL BOTTOM
D-24801381LTPOP	2480.138 1LITE PINE OPEN PANEL BOTTOM
D-26801381LTPOP	2680.138 1LITE PINE OPEN PANEL BOTTOM
D-28801381LTPOP	2880.138 1LITE PINE OPEN PANEL BOTTOM
D-30801381LTPOP	3080.138 1LITE PINE OPEN PANEL BOTTOM



# Specialty Doors

**Specialty Doors**  
**Pantry & Laundry**  
**Vertical Grain Pine**  
**Raw**



D-16681381LTPP	1668.138 1LITE PANTRY PINE
D-20681381LTPP	2068.138 1LITE PANTRY PINE
D-24681381LTPP	2468.138 1LITE PANTRY PINE
D-26681381LTPP	2668.138 1LITE PANTRY PINE
D-28681381LTPP	2868.138 1LITE PANTRY PINE
D-30681381LTPP	3068.138 1LITE PANTRY PINE
D-20801381LTPP	2080.138 1LT/PNL PANTRY PINE PANEL BOTTOM
D-24801381LTPP	2480.138 1LT/PNL PANTRY PINE PANEL BOTTOM
D-26801381LTPP	2680.138 1LT/PNL PANTRY PINE PANEL BOTTOM
D-28801381LTPP	2880.138 1LT/PNL PANTRY PINE PANEL BOTTOM
D-30801381LTPP	3080.138 1LT/PNL PANTRY PINE PANEL BOTTOM

D-28681381LTPL	2868.138 1LITE LAUNDRY PINE
D-28801381LTPL	2880.138 1LITE LAUNDRY PINE PANEL BOTTOM

# Panel Details

**Unique, patented design eliminates panel movement, minimizes warping and splitting**

## **Full 3/4" thick panels**

Allows doors to be v-grooved  
Minimizing the warping and splitting of panels over time.

## **Kerfed Corners**

Unique, patented corner design eliminates panel movement.  
Kerfed edges are pinched in place during construction.



## **Kerfed Corners**

Eliminates panel movement



## **Pine Door Trim Specs:**

1/4" from each side  
1" from Top  
2" from Bottom





*\* This door is a special order*

# *Knotty Alder Doors*



## ***FSC Certified:***

Manufactured with FSC Certified lumber harvested from sustainable Forest

## ***Superior Veneer:***

Manufactured with FULL 1/16" Veneers, this door's veneer will tolerate greater levels of wear and tear from both natural and foreign elements

## ***Color Match:***

Our color match process involves hand sorting lumber and veneers to achieve the uniform consistency and beauty of a solid door

## ***3/4" Panels:***

A thicker 3/4" panel gives our door greater depth and enhanced durability

## ***5 Year Warranty:***

Southwest Alder door has a 5 year limited warranty against manufacturing defects in material and workmanship



# Arch Top Doors

**Raised Panel  
Knotty Alder  
Arch Top**

***\*Also available with V-Groove option.***

D-I0681382PATKA 1-0X6-8 1-3/8 2PNL ARCH TOP  
D-13681382PATKA 1-3X6-8 1-3/8 2PNL ARCH TOP  
D-16681382PATKA 1-6X6-8 1-3/8 2PNL ARCH TOP  
D-18681382PATKA 1-8X6-8 1-3/8 2PNL ARCH TOP  
D-20681382PATKA 2-0X6-8 1-3/8 2PNL ARCH TOP  
D-24681382PATKA 2-4X6-8 1-3/8 2PNL ARCH TOP  
D-26681382PATKA 2-6X6-8 1-3/8 2PNL ARCH TOP  
D-28681382PATKA 2-8X6-8 1-3/8 2PNL ARCH TOP  
D-210681382PATKA 2-10X6-8 1-3/8 2PNL ARCH TOP  
D-30681382PATKA 3-0X6-8 1-3/8 2PNL ARCH TOP

D-13801382PATKA 1-3X8-0 1-3/8 2PNL ARCH TOP  
D-16801382PATKA 1-6X8-0 1-3/8 2PNL ARCH TOP  
D-18801382PATKA 1-8X8-0 1-3/8 2PNL ARCH TOP  
D-20801382PATKA 2-0X8-0 1-3/8 2PNL ARCH TOP  
D-24801382PATKA 2-4X8-0 1-3/8 2PNL ARCH TOP  
D-26801382PATKA 2-6X8-0 1-3/8 2PNL ARCH TOP  
D-28801382PATKA 2-8X8-0 1-3/8 2PNL ARCH TOP  
D-30801382PATKA 3-0X8-0 1-3/8 2PNL ARCH TOP

**D-16681342PATKA 1-6X6-8 1-3/4 2PNL ARCH TOP**  
**D-20681342PATKA 2-0X6-8 1-3/4 2PNL ARCH TOP**  
**D-24681342PATKA 2-4X6-8 1-3/4 2PNL ARCH TOP**  
**D-26681342PATKA 2-6X6-8 1-3/4 2PNL ARCH TOP**  
**D-28681342PATKA 2-8X6-8 1-3/4 2PNL ARCH TOP**  
**D-28681342PATKAF 2-8X6-8 1-3/4 2PNL ARCH TOP 20 MIN**  
**D-30681342PATKA 3-0X6-8 1-3/4 2PNL ARCH TOP**  
**D-30681342PATKAF 3-0X6-8 1-3/4 2PNL ARCH TOP 20 MIN**  
**D-36681342PATKA 3-6X6-8 1-3/4 2PNL ARCH TOP**  
**D-40681342PATKA 4-0X6-8 1-3/4 2PNL ARCH TOP\***

*\*While Supplies Last*

**D-16801342PATKA 1-6X8-0 1-3/4 2PNL ARCH TOP**  
**D-20801342PATKA 2-0X8-0 1-3/4 2PNL ARCH TOP**  
**D-24801342PATKA 2-4X8-0 1-3/4 2PNL ARCH TOP**  
**D-26801342PATKA 2-6X8-0 1-3/4 2PNL ARCH TOP**  
**D-28801342PATKA 2-8X8-0 1-3/4 2PNL ARCH TOP**  
**D-28801342PATKAF 2-8X8-0 1-3/4 2PNL ARCH TOP 20 MIN**  
**D-30801342PATKA 3-0X8-0 1-3/4 2PNL ARCH TOP**  
**D-30801342PATKAF 3-0X8-0 1-3/4 2PNL ARCH TOP 20 MIN**  
**D-36801342PATKA 3-6X8-0 1-3/4 2PNL ARCH TOP**





# Square Top Doors

**Raised Panel  
Knotty Alder  
Square Top**

***\*Also available with V-Groove option.***

D-16681382PSTKA 1-6X6-8 1-3/8 2PNL SQ TOP  
D-20681382PSTKA 2-0X6-8 1-3/8 2PNL SQ TOP  
D-24681382PSTKA 2-4X6-8 1-3/8 2PNL SQ TOP  
D-26681382PSTKA 2-6X6-8 1-3/8 2PNL SQ TOP  
D-28681382PSTKA 2-8X6-8 1-3/8 2PNL SQ TOP  
D-30681382PSTKA 3-0X6-8 1-3/8 2PNL SQ TOP

D-16801382PSTKA 1-6X8-0 1-3/8 2PNL SQ TOP  
D-20801382PSTKA 2-0X8-0 1-3/8 2PNL SQ TOP  
D-24801382PSTKA 2-4X8-0 1-3/8 2PNL SQ TOP  
D-26801382PSTKA 2-6X8-0 1-3/8 2PNL SQ TOP  
D-28801382PSTKA 2-8X8-0 1-3/8 2PNL SQ TOP  
D-30801382PSTKA 3-0X8-0 1-3/8 2PNL SQ TOP

D-16681342PSTKA 1-6X6-8 1-3/4 2PNL SQ TOP  
D-20681342PSTKA 2-0X6-8 1-3/4 2PNL SQ TOP  
D-24681342PSTKA 2-4X6-8 1-3/4 2PNL SQ TOP  
D-26681342PSTKA 2-6X6-8 1-3/4 2PNL SQ TOP  
D-28681342PSTKA 2-8X6-8 1-3/4 2PNL SQ TOP  
D-28681342PSTKAF 2-8X6-8 1-3/4 2PNL SQ TOP 20 MIN  
D-30681342PSTKA 3-0X6-8 1-3/4 2PNL SQ TOP  
D-30681342PSTKAF 3-0X6-8 1-3/4 2PNL SQ TOP 20 MIN

D-16801342PSTKA 1-6X8-0 1-3/4 2PNL SQ TOP  
D-20801342PSTKA 2-0X8-0 1-3/4 2PNL SQ TOP  
D-24801342PSTKA 2-4X8-0 1-3/4 2PNL SQ TOP  
D-26801342PSTKA 2-6X8-0 1-3/4 2PNL SQ TOP  
D-28801342PSTKA 2-8X8-0 1-3/4 2PNL SQ TOP  
D-28801342PSTKAF 2-8X8-0 1-3/4 2PNL SQ TOP 20 MIN  
D-30801342PSTKA 3-0X8-0 1-3/4 2PNL SQ TOP  
D-30801342PSTKAF 3-0X8-0 1-3/4 2PNL SQ TOP 20 MIN





# Full Lite Doors

**Lited Doors  
Knotty Alder**



D-20681381LTKAC	2-0X6-8 1-3/8 FULL LITE SGL GLAZE KA
D-24681381LTKAC	2-4X6-8 1-3/8 FULL LITE SGL GLAZE KA
D-26681381LTKAC	2-6X6-8 1-3/8 FULL LITE SGL GLAZE KA
D-28681381LTKAC	2-8X6-8 1-3/8 FULL LITE SGL GLAZE KA
D-30681381LTKAC	3-0X6-8 1-3/8 FULL LITE SGL GLAZE KA

D-20801381LTKAC	2-0X8-0 1-3/8 FULL LITE SGL GLAZE KA
D-24801381LTKAC	2-4X8-0 1-3/8 FULL LITE SGL GLAZE KA
D-26801381LTKAC	2-6X8-0 1-3/8 FULL LITE SGL GLAZE KA
D-28801381LTKAC	2-8X8-0 1-3/8 FULL LITE SGL GLAZE KA
D-30801381LTKAC	3-0X8-0 1-3/8 FULL LITE SGL GLAZE KA

<b>D-28681341LTKALE</b>	<b>2-8X6-8 1-3/4 FULL LITE IG LOW-E KA</b>
<b>D-30681341LTKALE</b>	<b>3-0X6-8 1-3/4 FULL LITE IG LOW-E KA</b>

<b>D-28801341LTKALE</b>	<b>2-8X8-0 1-3/4 FULL LITE IG LOW-E KA</b>
<b>D-30801341LTKALE</b>	<b>3-0X8-0 1-3/4 FULL LITE IG LOW-E KA</b>

<b>D-28681341LTMBKALE</b>	<b>2868.134.1LT MINI BLIND LOWE K. ALDER</b>
<b>D-30681341LTMBKALE</b>	<b>3068.134.1LT MINI BLIND LOWE K. ALDER</b>
<b>D-28801341LTMBKALE</b>	<b>2880.134.1LT MINI BLIND LOWE K. ALDER</b>
<b>D-30801341LTMBKALE</b>	<b>3080.134.1LT MINI BLIND LOWE K. ALDER</b>





# Divided Lite Doors

Lited Doors  
Knotty Alder



D-206813810LTKA	2-0X6-8 1-3/8 10-LITE SGL GLAZE KA
D-246813810LTKA	2-4X6-8 1-3/8 10-LITE SGL GLAZE KA
D-266813810LTKA	2-6X6-8 1-3/8 10-LITE SGL GLAZE KA
D-286813810LTKA	2-8X6-8 1-3/8 10-LITE SGL GLAZE KA
D-306813810LTKA	3-0X6-8 1-3/8 10-LITE SGL GLAZE KA

D-208013812LTKA	2-0X8-0 1-3/8 12-LITE SGL GLAZE KA
D-248013812LTKA	2-4X8-0 1-3/8 12-LITE SGL GLAZE KA
D-268013812LTKA	2-6X8-0 1-3/8 12-LITE SGL GLAZE KA
D-288013812LTKA	2-8X8-0 1-3/8 12-LITE SGL GLAZE KA
D-308013812LTKA	3-0X8-0 1-3/8 12-LITE SGL GLAZE KA

D-206813410LTKALE	2-0X6-8 1-3/4 10-LITE TDL LOWE KA
D-266813410LTKALE	2-6X6-8 1-3/4 10-LITE TDL LOWE KA
D-286813410LTKALE	2-8X6-8 1-3/4 10-LITE TDL LOWE KA
D-306813410LTKALE	3-0X6-8 1-3/4 10-LITE TDL LOW E KA

D-208013412LTKALE	2-0X8-0 1-3/4 12-LITE TDL LOW-E KA
D-268013412LTKALE	2-6X8-0 1-3/4 12-LITE TDL LOW-E KA
D-288013412LTKALE	2-8X8-0 1-3/4 12-LITE TDL LOW-E KA
D-308013412LTKALE	3-0X8-0 1-3/4 12-LITE TDL LOW-E KA





# Open Rim Doors

**Open Rim Doors**  
**Knotty Alder**



D-20681381LTKAOPN 2-0X6-8 1-3/8 FULL LITE OPEN KA

D-12681341LTKAOPN 1-2X6-8 1-3/4 FULL LITE OPEN

D-28681341LTKAOPN 2-8X6-8 1-3/4 FULL LITE OPEN

D-30681341LTKAOPN 3-0X6-8 1-3/4 FULL LITE OPEN

D-12801341LTKAOPN 1-2X8-0 1-3/4 FULL LITE OPEN

D-28801341LTKAOPN 2-8X8-0 1-3/4 FULL LITE OPEN

D-30801341LTKAOPN 3-0X8-0 1-3/4 FULL LITE OPEN

D-30681343QLTKAOPN 3-0X6-8 1-3/4 3/4 LITE OPEN 1PNL

D-1268134HLKAOPN 1-2X6-8 1-3/4 HALF-LITE OPEN

D-2868134HLKAOPN 2-8X6-8 1-3/4 HALF-LITE OPEN

D-3068134HLKAOPN 3-0X6-8 1-3/4 HALF-LITE OPEN

D-2880134HLKAOPN 2-8X8-0 1-3/4 HALF-LITE OPEN

D-3080134HLKAOPN 3-0X8-0 1-3/4 HALF-LITE OPEN





# Speciality Doors

**D-30681346LTCFTM 3-0X6-8 1-3/4 KA 6LT CRAFTSMAN**

**D-30801346LTCFTM 3-0X8-0 1-3/4 KA 6LT CRAFTSMAN**



# Accessories

**D-KASHELF KNOTTY ALDER DOOR SHELF CFTM**

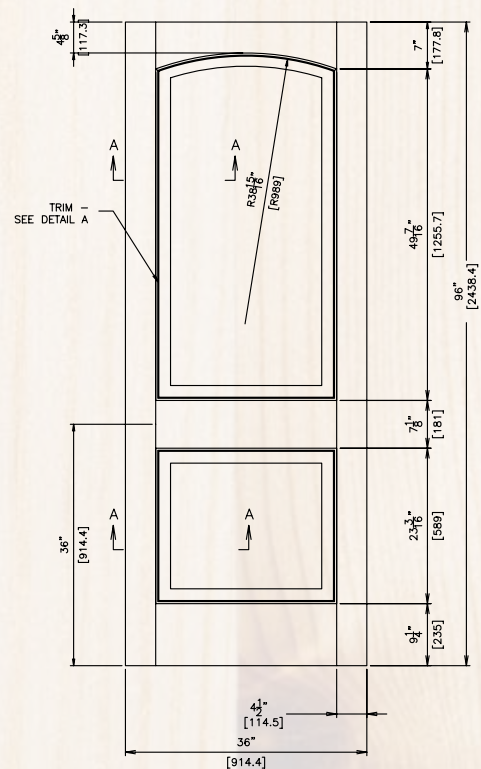
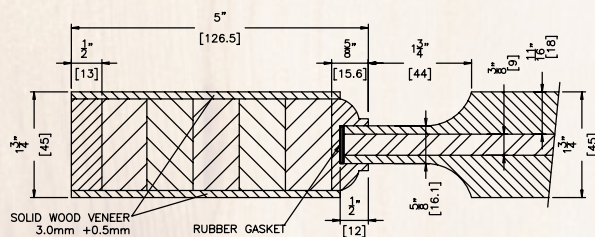
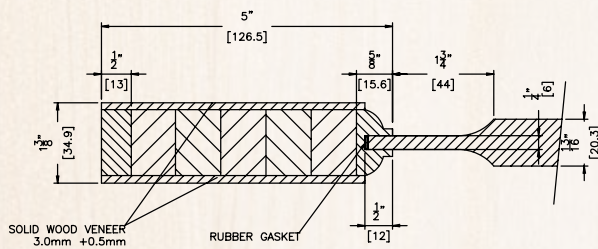
**D-CL1 1" BLACK CLAVOS (20 PER BOX)**

**D-CL138 1-3/8" BLACK CLAVOS (20 PER BOX)**

**D-SEKA 1-3/4" SPEAK-EASY KIT**



# Technical Drawings







# *Fir Doors*



## ***FSC Certified:***

Manufactured with FSC Certified lumber harvested from sustainable Forest

## ***Superior Veneer:***

Manufactured with FULL 1/16" Veneers, this door's veneer will tolerate greater levels of wear and tear from both natural and foreign elements

## ***3/4" Panels:***

A thicker 3/4" panel gives our door greater depth and enhanced durability

## ***5 Year Warranty:***

Southwest Fir door has a 5 year limited warranty against manufacturing defects in material and workmanship

## ***Selection:***

Vast selection of Paneled and Glass doors. One lite and True Divided lite doors in single glazed and LowE options.



# Divided Lite Single Glazed Doors



**Divided Lite  
Single Glazed  
Raw**



D-26681346LT1PFSG 2668.134.6 lite Sgl Glaze W/Film  
 D-28681346LT1PFSG 2868.134.6 lite Sgl Glaze W/Film  
 D-30681346LT1PFSG 3068.134.6 lite Sgl Glaze W/Film  
 D-26801346LT1PFSG 2680.134.6 lite Sgl Glaze W/Film  
 D-28801346LT1PFSG 2888.134.6 lite Sgl Glaze W/Film  
 D-30801346LT1PFSG 3080.134.6 lite Sgl Glaze W/Film

**All above doors include a 1-Panel Bottom**

D-20681348LTFSG 2068.134.8 lite Sgl Glaze W/Film  
 D-26681348LTFSG 2668.134.8 lite Sgl Glaze W/Film  
 D-28681348LTFSG 2868.134.8 lite Sgl Glaze W/Film  
 D-30681348LTFSG 3068.134.8 lite Sgl Glaze W/Film  
 D-206813410LTFSG 2068.134.10 lite Sgl Glaze W/Film  
 D-208013410LTFSG 2080.134.10 lite Sgl Glaze W/Film  
 D-268013410LTFSG 2680.134.10 lite Sgl Glaze W/Film  
 D-288013410LTFSG 2880.134.10 lite Sgl Glaze W/Film  
 D-308013410LTFSG 3080.134.10 lite Sgl Glaze W/Film  
 D-266813415LTFSG 2668.134.15 lite Sgl Glaze W/Film  
 D-286813415LTFSG 2868.134.15 lite Sgl Glaze W/Film  
 D-306813415LTFSG 3068.134.15 lite Sgl Glaze W/Film  
 D-268013418LTFSG 2680.134.18 lite Sgl Glaze W/Film  
 D-288013418LTFSG 2880.134.18 lite Sgl Glaze W/Film  
 D-308013418LTFSG 3080.134.18 lite Sgl Glaze W/Film




# Divided Lite LowE Doors

**Divided Lite**  
**LowE**  
**Raw**



D-12681344LTFLE	1268.134.4 lite Low-e w/film
D-20681348LTFLE	2068.134.8-Lite Low-e w/film
D-26681348LTFLE	2668.134.8-Lite Low-e w/film
D-28681348LTFLE	2868.134.8-Lite Low-e w/film
D-30681348LTFLE	3068.134.8-Lite Low-e w/film
D-12801345LTFLE	1280.134.5-Lite Low-e w/film
D-206813410LTFLE	2068.134.10-Lite Low-e w/film
D-208013410LTFLE	2080.134.10-Lite Low-e w/film
D-268013410LTFLE	2680.134.10-Lite Low-e w/film
D-288013410LTFLE	2880.134.10-Lite Low-e w/film
D-308013410LTFLE	3080.134.10-Lite Low-e w/film
D-208013412LTFLE	2080.134.12-Lite Low-e w/film
D-266813415LTFLE	2668.134.15-Lite Low-e w/film
D-286813415LTFLE	2868.134.15-Lite Low-e w/film
D-306813415LTFLE	3068.134.15-Lite Low-e w/film
D-268013418LTFLE	2680.134.18-Lite Low-e w/film
D-288013418LTFLE	2880.134.18-Lite Low-e w/film
D-308013418LTFLE	3080.134.18-Lite Low-e w/film





# One Lite LowE Doors



**One Lite LowE  
& Single Glazed  
Raw**



- D-26681341LT1PFLE 2668.134.1-Lite Low e w/film
- D-28681341LT1PFLE 2868.134.1-Lite Low e w/film
- D-30681341LT1PFLE 3068.134.1-Lite Low e w/film
- D-26801341LT1PFLE 2680.134.1-Lite Low e w/film
- D-28801341LT1PFLE 2880.134.1-Lite Low e w/film
- D-30801341LT1PFLE 3080.134.1-Lite Low e w/film


**All above doors include a 1-Panel Bottom**

- D-12681341LTFLE 1268.134.1-Lite Low e w/film
- D-20681341LTFLE 2068.134.1-Lite Low e w/film
- D-24681341LTFLE 2468.134.1-Lite Low e w/film
- D-26681341LTFLE 2668.134.1-Lite Low e w/film
- D-28681341LTFLE 2868.134.1-Lite Low e w/film
- D-30681341LTFLE 3068.134.1-Lite Low e w/film
- D-12801341LTFLE 1280.134.1-Lite Low e w/film
- D-20801341LTFLE 2080.134.1-Lite Low e w/film
- D-24801341LTFLE 2480.134.1-Lite Low e w/film
- D-26801341LTFLE 2680.134.1-Lite Low e w/film
- D-28801341LTFLE 2880.134.1-Lite Low e w/film
- D-30801341LTFLE 3080.134.1-Lite Low e w/film
- D-20681341LTFSG 2068.134.1-Lite Sgl Glaze w/film
- D-24681341LTFSG 2468.134.1-Lite Sgl Glaze w/film
- D-26681341LTFSG 2668.134.1-Lite Sgl Glaze w/film
- D-28681341LTFSG 2868.134.1-Lite Sgl Glaze w/film
- D-30681341LTFSG 3068.134.1-Lite Sgl Glaze w/film
- D-20801341LTFSG 2080.134.1-Lite Sgl Glaze w/film
- D-24801341LTFSG 2480.134.1-Lite Sgl Glaze w/film
- D-26801341LTFSG 2680.134.1-Lite Sgl Glaze w/film
- D-28801341LTFSG 2880.134.1-Lite Sgl Glaze w/film
- D-30801341LTFSG 3080.134.1-Lite Sgl Glaze w/film



*Divided Lite  
Panel Bottom  
LowE Doors*

*Divided Lite  
LowE  
Raw*




D-12681344LT1PFLE	1268.134.4-lite 1pnl bottom
D-28681344LT1PFLE	2868.134.4-lite 1pnl bottom
D-30681344LT1PFLE	3068.134.4-lite 1pnl bottom
D-28681346LT1PFLE	2868.134.6-lite 1pnl bottom
D-30681346LT1PFLE	3068.134.6-lite 1pnl bottom
D-28681348LT1PFLE	2868.134.8-lite 1pnl bottom
D-30681348LT1PFLE	3068.134.8-lite 1pnl bottom
D-12801344LT1PFLE	1280.134.4-lite 1pnl bottom
D-30801348LT1PFLE	3080.134.8-lite 1pnl bottom



# Sash Doors

*Divided Light  
Single Glaze  
Raw*



D-28681349LT2PFSG 2868.134.944 9-lite Sgl glaze 2 pnl


D-30681349LT2PFSG 3068.134.944 9-lite Sgl glaze 2 pnl

# Contemporary Doors

**5 Horizontal Equal Lites**  
**Single Glaze**  
**Raw**



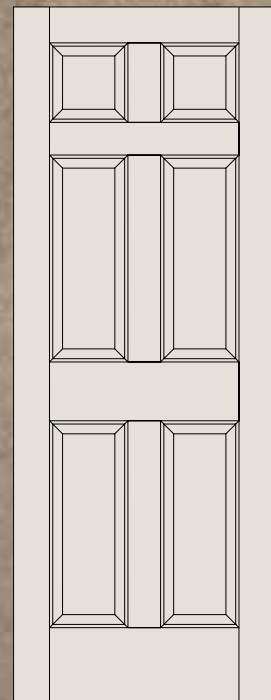
D-206813855GFSG 2068.138.5-lite Sgl Glaze W/Film  
D-208013856GFSG 2080.138.6-lite Sgl Glaze W/Film






# Traditional Doors

## Raised Panel Raw



- |              |                       |
|--------------|-----------------------|
| D-28681346PF | 2868.134.4130 6-panel |
| D-30681346PF | 3068.134.4130 6-panel |
| D-30801346PF | 3080.134.4130 6-panel |





# *SDF Doors*



## ***Affordable:***

Sustainable Designed Fiberboard Designs combine affordability with world-class quality

## ***Maximum Stability:***

Time-Tested stile and rail construction for more details and maximum stability

## ***Engineered for the Planet:***

SDF doors feature the newest medium density fiberboard offering manufacturers, designers, specifiers and home owners an affordable door engineered for the planet

## ***Superior Construction:***

Panels fit squarely into frame grooves, making Rogue Valley Door's Stile and Rail door construction superior to simulated, stamped or hollow-core doors

## ***Factory Primed:***

All Rouge Valley SDF doors are factory-painted with quality primer, making them easier to paint than other wood doors.

## ***Specifications:***

Specifications: poplar edge band, pine core stile and rails, 3/16" thick MDF veneer over stiles and rails, 5/8" MDF panel on all 1 3/8" doors; 3/4" MDF panel on 1 3/4" 20 minute fire stamped doors.

# Sustainable Designed Fiberboard Doors

**Flat Panel "Shaker"  
Primed SDF Doors**



D-16681381PFSDF	1668.138.1 Pnl Flat Sq Sticking
D-20681381PFSDF	2068.138.1 Pnl Flat Sq Sticking
D-24681381PFSDF	2468.138.1 Pnl Flat Sq Sticking
D-26681381PFSDF	2668.138.1 Pnl Flat Sq Sticking
D-28681381PFSDF	2868.138.1 Pnl Flat Sq Sticking
D-30681381PFSDF	3068.138.1 Pnl Flat Sq Sticking
<b>D-28681341PFSDF</b>	<b>2868.134.1 Pnl Flat Sq Sticking</b>
<b>D-30681341PFSDF</b>	<b>3068.134.1 Pnl Flat Sq Sticking</b>
D-16801381PFSDF	1680.138.1 Pnl Flat Sq Sticking
D-20801381PFSDF	2080.138.1 Pnl Flat Sq Sticking
D-24801381PFSDF	2480.138.1 Pnl Flat Sq Sticking
D-26801381PFSDF	2680.138.1 Pnl Flat Sq Sticking
D-28801381PFSDF	2880.138.1 Pnl Flat Sq Sticking
D-30801381PFSDF	3080.138.1 Pnl Flat Sq Sticking
<b>D-28801341PFSDF</b>	<b>2880.134.1 Pnl Flat Sq Sticking</b>
<b>D-30801341PFSDF</b>	<b>3080.134.1 Pnl Flat Sq Sticking</b>

\*Note: All 1 3/4" doors carry a 20 Minute Fire Stamp





# Sustainable Designed Fiberboard Doors

**Flat Panel "Shaker"  
Primed SDF Doors**



D-16681382PFSD	1668.138.2 Pnl Flat Sq Sticking
D-20681382PFSD	2068.138.2 Pnl Flat Sq Sticking
D-24681382PFSD	2468.138.2 Pnl Flat Sq Sticking
D-26681382PFSD	2668.138.2 Pnl Flat Sq Sticking
D-28681382PFSD	2868.138.2 Pnl Flat Sq Sticking
D-30681382PFSD	3068.138.2 Pnl Flat Sq Sticking
<b>D-28681342PFSDFF</b>	<b>2868.134.2 Pnl Flat Sq Sticking</b>
<b>D-30681342PFSDFF</b>	<b>3068.134.2 Pnl Flat Sq Sticking</b>
D-16801382PFSD	1680.138.2 Pnl Flat Sq Sticking
D-20801382PFSD	2080.138.2 Pnl Flat Sq Sticking
D-24801382PFSD	2480.138.2 Pnl Flat Sq Sticking
D-26801382PFSD	2680.138.2 Pnl Flat Sq Sticking
D-28801382PFSD	2880.138.2 Pnl Flat Sq Sticking
D-30801382PFSD	3080.138.2 Pnl Flat Sq Sticking
<b>D-28801342PFSDFF</b>	<b>2880.134.2 Pnl Flat Sq Sticking</b>
<b>D-30801342PFSDFF</b>	<b>3080.134.2 Pnl Flat Sq Sticking</b>



\*Note: All 1 3/4" doors carry a 20 Minute Fire Rating

# Sustainable Designed Fiberboard Doors

**Flat Panel "Shaker"  
Primed SDF Doors**



D-16681383PFSD	1668.138.3 Pnl Flat Sq Sticking
D-20681383PFSD	2068.138.3 Pnl Flat Sq Sticking
D-24681383PFSD	2468.138.3 Pnl Flat Sq Sticking
D-26681383PFSD	2668.138.3 Pnl Flat Sq Sticking
D-28681383PFSD	2868.138.3 Pnl Flat Sq Sticking
D-30681383PFSD	3068.138.3 Pnl Flat Sq Sticking
<b>D-28681343PFSDFF</b>	<b>2868.134.3 Pnl Flat Sq Sticking</b>
<b>D-30681343PFSDFF</b>	<b>3068.134.3 Pnl Flat Sq Sticking</b>
D-16801383PFSD	1680.138.3 Pnl Flat Sq Sticking
D-20801383PFSD	2080.138.3 Pnl Flat Sq Sticking
D-24801383PFSD	2480.138.3 Pnl Flat Sq Sticking
D-26801383PFSD	2680.138.3 Pnl Flat Sq Sticking
D-28801383PFSD	2880.138.3 Pnl Flat Sq Sticking
D-30801383PFSD	3080.138.3 Pnl Flat Sq Sticking
<b>D-28801343PFSDFF</b>	<b>2880.134.3 Pnl Flat Sq Sticking</b>
<b>D-30801343PFSDFF</b>	<b>3080.134.3 Pnl Flat Sq Sticking</b>

\*Note: All 1 3/4" doors carry a 20 Minute Fire Rating





# Sustainable Designed Fiberboard Doors

## Flat Panel "Shaker" Primed SDF Doors



D-16681385PFSD	1668.138.5 Pnl Flat Sq Sticking
D-20681385PFSD	2068.138.5 Pnl Flat Sq Sticking
D-24681385PFSD	2468.138.5 Pnl Flat Sq Sticking
D-26681385PFSD	2668.138.5 Pnl Flat Sq Sticking
D-28681385PFSD	2868.138.5 Pnl Flat Sq Sticking
D-30681385PFSD	3068.138.5 Pnl Flat Sq Sticking
<b>D-28681345PFSDFF</b>	<b>2868.134. 5 Pnl Flat Sq Sticking</b>
<b>D-30681345PFSDFF</b>	<b>3068.134. 5 Pnl Flat Sq Sticking</b>
D-16801386PFSD	1680.138. 6 Pnl Flat Sq Sticking
D-20801386PFSD	2080.138. 6 Pnl Flat Sq Sticking
D-24801386PFSD	2480.138. 6 Pnl Flat Sq Sticking
D-26801386PFSD	2680.138. 6 Pnl Flat Sq Sticking
D-28801386PFSD	2880.138. 6 Pnl Flat Sq Sticking
D-30801386PFSD	3080.138. 6 Pnl Flat Sq Sticking
<b>D-28801346PFSDFF</b>	<b>2880.134. 6 Pnl Flat Sq Sticking</b>
<b>D-30801346PFSDFF</b>	<b>3080.134. 6 Pnl Flat Sq Sticking</b>

\*Note: All 1 3/4" doors carry a 20 Minute Fire Stamp





*\*This door is a special order*

***Southwest Moulding offers an extensive array of in-stock door types, styles and sizes in addition to this comprehensive offering of vertical grain pine, knotty alder and fir stile and rail doors. Please visit our website at [www.southwestmoulding.com](http://www.southwestmoulding.com) to view the entire collection of our door lines.***

***And if you don't find what you're looking for there... we also partner with many premier manufacturers that will special order any door you might need to complete a project or home.***

***Our veteran staff of door experts are always on hand to help you find and complete every one of your door needs. Give us a call to learn more about how we can help you grow your door business.***

***Drop ship and direct volume loads are available for quote, please contact our office to learn more about these cost savings opportunities.***



Created by:

# Southwest Moulding Co.®

Distributed by:

[www.southwestmoulding.com](http://www.southwestmoulding.com)

Revised 8/16